

**A**

## Strategy: Use the photo to predict what you will hear

As soon as this section starts pick out the main focus of the first photograph and start to predict the type of statements you may hear.

**Test tip**

Pick out the main focus

The correct answer choice will be about people or things in or near the middle of the picture. Ignore details in the background.

**Test tip**

Focus on nouns and verbs


Most distractors in the TOEIC® test Part 1 involve the wrong noun or verb. Brainstorm nouns and verbs related to the picture before you listen. Focus on them while listening.

### 1 Language building: Brainstorm vocabulary for the focus

Match the nouns and verbs with pictures 1–3. You can use them more than once.


Nouns			Verbs		
couple	bag	meal	eat	sit	key in
screen	family	keyboard	hold	look	discuss

1



Nouns	Verbs
table	

2



Nouns	Verbs

3



Nouns	Verbs
table	

*Follow up:* Add at least two more nouns and verbs to each picture, then compare your lists with a partner.

### Test tip

Don't listen to the instructions!

You will have about 90 seconds while these are read. Use this time to skim the pictures and predict what you will hear.

### Test tip

Predict the statement type

Most statements are about

- a) The activity, e.g. *The man is writing an email.*
- b) The general situation, e.g. *The meal is ready.*

### Tactics checklist

- Brainstorm possible nouns/verbs.
- Predict possible statements.

### Understanding natural English

In natural spoken English, sounds are changed, combined and dropped. Listen to these sentences spoken naturally and write in the missing words.

The ..... discussing something.


The ..... covered in snow.

## 2 Test tactic: Predict possible statements before you listen

Read the information in the box below. Then using the words from Activity 1, write two sentences about each of the pictures 1–3. Read your sentences to your partner.

Most statements in Part 1 will take one of the following forms.

1. The (man/woman/people/thing) **is / are doing** (something).  
e.g. *The man **is working** on the computer.*
2. The (man/woman/people/thing) **has / is** (something/ somewhere).  
e.g. *The woman **has** a bag.  
The family **are** at the table.*


 *Follow up:* Listen to the correct answer choice for each picture. After each listening discuss with your partner how close your predictions were.

## 3 Tactic practice


For each picture 1–4, you will have two minutes to brainstorm vocabulary and predict possible statements with your partner.

Then you will hear the correct answer only for pictures 1–4. After each sentence, stop the audio and discuss with your partner how close your predictions were.

1



2



3



4



 Understanding natural English

**B****Mini-test** 

Now apply the *Test tactics* at the actual test speed with questions 1–8.




You will have 1 minute 30 seconds to skim the pictures before the first listening starts. After that you will have exactly 5 seconds between each question to mark your answer and focus on the next picture.

1




2



3




4



5




6



7



8



1	(A)	(B)	(C)	(D)	5	(A)	(B)	(C)	(D)
2	(A)	(B)	(C)	(D)	6	(A)	(B)	(C)	(D)
3	(A)	(B)	(C)	(D)	7	(A)	(B)	(C)	(D)
4	(A)	(B)	(C)	(D)	8	(A)	(B)	(C)	(D)

# C

## Learn by doing: Writing stories

- A Choose one of the pictures below, brainstorm vocabulary and write a three-sentence story about it. Look at the example first. Which picture does it describe?


### Vocabulary (nouns and verbs)

boy	lie
oar	look
water	watch

### Sentences

*The boy is lying on his stomach.*  
*There is an oar by his right side.*  
*He is looking in the water.*


1



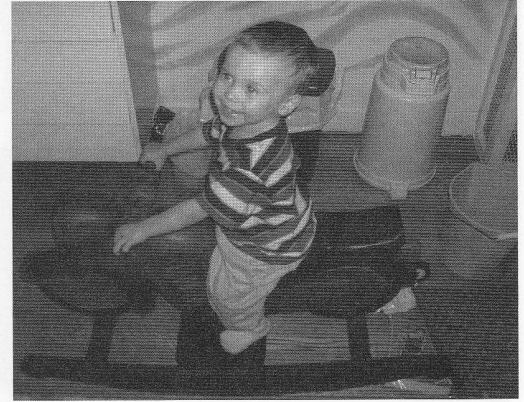
2



3



4



- B Read one of your sentences to your partner. They must guess which picture you chose.

*Follow up:* Re-write the three sentences you wrote in A above. Change one word (noun or verb) in two of the sentences so that they are wrong. Read the three sentences to a different partner and ask them to choose the correct sentence.

# D

## Further study

Find one interesting picture and write three sentences about it. Change one word (noun or verb) in two of the sentences to test on your classmates in the next lesson.

Go to word list and quiz page 159.

